



TRASH 4

PORTABLE POWER

Water Pumps Range SPECIALIST AQUALINE

PRODUCT ADVANTAGES

- KOHLER air-cooled industrial engine
- Resistant pump-barrel
- Automatic priming
- Easy acces to the turbine
- Offeres accessories

Range SPECIALIST AQUALINE

High performance under extreme conditions.



TRASH 4

WATER PUMP SPECIFICATIONS

Range	SPECIALIST AQUALINE
Type liquid	Extremely heavily sedimented water pump
Suction diameter [mm]	100
Backflow diameter (mm)	100
Outflow maximum (L/min)	1800
Outflow maximum (m3/h)	108
Lifting height (m)	17
Suction height (m)	8
Granulometry (mm)	20
Automatic priming	Yes
Fuel	Fuel
Tank (L)	4.30
75% cons. (l/h) *	1
75% Autonomy (h) *	4.30
Sound power level guaranteed LwA dB(A)	108
Acoustic pressure level @1m in dB(A)	92
Acoustic pressure level @7m in dB(A)	78

ENGINE SPECIFICATIONS

Engine brand	KOHLER DIESEL
Engine ref.	KD350
Distribution	Diesel O.H.V.
Start	Starter
Low Oil pressure shutdown	Non
Displacement (cm3)	349
Oil capacity (L)	1.20

DIMENSIONS AND WEIGHT





Length (cm)	71.50
Width (cm)	57
Height (cm)	59
Dry Weight (kg)	90

PACKAGING

Packaging type	Box
Length (cm)	73
Width (cm)	58
Height (cm)	59.50
Weight (kg)	102
Pallet type	120/80
Number of box by pallet	4
Pallet height (cm)	132
weight of the packaged Pallet (kg)	418



ACCESSORIES SUPPLIED

	Inlet filter		Circlips
	Fast connections		User and maintenance manual

OPTIONS

	R07	R07	Trolley kit for generating sets > 3 kW with a stretcher system for easy handling.
	RH1	RH1	Cover for SDMO 's generating sets, welding sets and water pumps