



## TRASH 3

PORTABLE POWER

Water Pumps Range SPECIALIST AQUALINE

### PRODUCT ADVANTAGES

- KOHLER air-cooled industrial engine
- Resistant pump-barrel
- Automatic priming
- Easy acces to the turbine
- Offeres accessories

### Range SPECIALIST AQUALINE

High performance under extreme conditions.



## TRASH 3

### WATER PUMP SPECIFICATIONS

Range	SPECIALIST AQUALINE
Type liquid	Extremely heavily sedimented water pump
Suction diameter [mm]	76
Backflow diameter (mm)	76
Outflow maximum (L/min)	1083.33
Outflow maximum (m3/h)	65
Lifting height (m)	25
Suction height (m)	8
Granulometry (mm)	20
Automatic priming	Yes
Fuel	Fuel
Tank (L)	4.30
75% cons. (l/h) *	1.40
75% Autonomy (h) *	3.10
Sound power level guaranteed LwA dB(A)	110
Acoustic pressure level @1m in dB(A)	95
Acoustic pressure level @7m in dB(A)	81

### ENGINE SPECIFICATIONS

Engine brand	KOHLER DIESEL
Engine ref.	KD350
Distribution	Diesel O.H.V.
Start	Starter
Low Oil pressure shutdown	Non
Displacement (cm3)	349
Oil capacity (L)	1.20

### DIMENSIONS AND WEIGHT




Length (cm)	71.50
Width (cm)	57
Height (cm)	59
Dry Weight (kg)	67

### PACKAGING

Packaging type	Box
Length (cm)	73
Width (cm)	58
Height (cm)	59.50
Weight (kg)	79
Pallet type	120/80
Number of box by pallet	4
Pallet height (cm)	132
weight of the packaged Pallet (kg)	326



## ACCESSORIES SUPPLIED

	Inlet filter		Circlips
	Fast connections		User and maintenance manual

## OPTIONS

	R07	R07	Trolley kit for generating sets > 3 kW with a stretcher system for easy handling.
	RH1	RH1	Cover for SDMO 's generating sets, welding sets and water pumps